



# E2W CIEL

## E2W INDUSTRIAL DOUBLE SEAL CAST INTEGRAL EARTH LUG CABLE GLAND

### FOR ALL TYPES OF STEEL & ALUMINIUM WIRE LEAD SHEATHED ARMoured CABLES

- External & internal earth connection
- Third party short circuit tested
- Metal-to-metal armour clamping
- Direct & remote installation
- Permanently crimped, low impedance earth termination
- Secure against self-loosening
- Displacement type inner seal
- Controlled outer 'load retention' seal
- Unique OSTG prevents overtightening
- Deluge protection option
- -60°C to +130°C
- Superior EMC performance

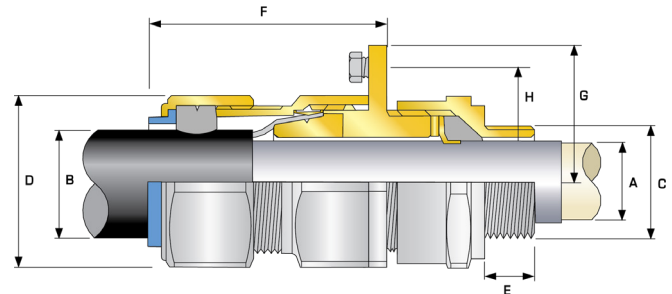


TECHNICAL CLASSIFICATION	
DESIGN SPECIFICATION	BS 6121:Part 1:1989, IEC 62444, EN 62444
MECHANICAL CLASSIFICATION*	Impact = Level 8, Cable Anchorage = Class D
ENCLOSURE PROTECTION	IK10 to IEC 62262 (20 joules) Brass & Stainless Steel only
ELECTRICAL CLASSIFICATIONS*	Category C
INGRESS PROTECTION RATING**	IP66 as standard (IP67, IP68*** available upon request)
CABLE GLAND MATERIAL	Brass, Electroless Nickel Plated Brass, Aluminium
CABLE TYPE	Lead Sheathed & Single Wire Armour (LC/SWA), Lead Sheathed Aluminium Wire Armour (LC/AWA)
SEAL MATERIAL	CMP Thermoset Rubber
SEALING TECHNIQUE	CMP Inner Displacement Seal & Unique CMP 'LRS' <sup>TM</sup> Outer Load Retention Seal
SEALING AREA(S)	Cable Inner Bedding & Outer Cable Sheath
ARMOUR CLAMPING	Detachable Armour Cone & AnyWay Universal Clamping Ring

\* Mechanical & Electrical Classifications applied as per IEC 62444 & EN 62444. \*\* When CMP installation accessories are used. Refer to [www.cmp-products.com](http://www.cmp-products.com) for further information. \*\*\* IP68 tested to a minimum depth of 30 metres for 12 hours, alternative depths / durations can be provided upon request.

The Symmetrical Fault Current (kA) rating for 1 second applicable to the Cast Integral Earth Lug featured in the E2W CIEL products are as follows:  
 26.0 kA for Cable Gland sizes up to 40  
 43.0 kA for Cable Gland sizes 50S and above.

GLOBAL PRODUCT CERTIFICATION	
GOST R CERTIFICATE	04ИДЮ101.ГВ.С02492



COMBINED ORDERING REFERENCE ("BRASS METRIC)			AVAILABLE ENTRY THREADS 'C' (ALTERNATIVE METRIC THREAD LENGTHS AVAILABLE)					LEAD SHEATH DIAMETER 'A'		OVERALL CABLE DIAMETER 'B'		ARMOUR RANGE		ACROSS FLATS 'D'	ACROSS CORNERS 'D'	PROTRUSION LENGTH 'F'	RADIUS DIMENSION		CIEL EARTH BOLT SIZE	EARTH FAULT CURRENT RATING (KA)	CABLE GLAND WEIGHT (kg)
			STANDARD			OPTION		MIN	MAX	MIN	MAX	MIN	MAX	MAX	MAX		"H"	"G"			
SIZE	TYPE	ORDERING SUFFIX	METRIC	THREAD LENGTH (METRIC) 'E'	NPT	THREAD LENGTH (NPT) 'E'	NPT	MIN	MAX	MIN	MAX	MIN	MAX	MAX	MAX		"H"	"G"			
20S	E2WC	1RA	M20	10.0	½"	19.9	¾"	6.1	11.0	9.5	15.9	0.8	1.25	24.0	26.4	70.0	28.6	38.6	M8	26	0.195
20	E2WC	1RA	M20	10.0	½"	19.9	¾"	6.5	13.4	12.5	20.9	0.8	1.25	30.5	33.6	73.0	31.8	41.8	M8	26	0.276
25S	E2WC	1RA	M25	10.0	¾"	20.2	1"	11.1	19.3	14.0	22.0	1.25	1.6	37.5	41.3	89.0	38.1	50.8	M8	26	0.438
25	E2WC	1RA	M25	10.0	¾"	20.2	1"	11.1	19.3	18.2	26.2	1.25	1.6	37.5	41.3	89.0	38.1	50.8	M8	26	0.435
32	E2WC	1RA	M32	10.0	1"	25.0	1 ¼"	17.0	25.5	23.7	33.9	1.6	2.0	46.0	50.6	86.0	41.3	54.0	M8	26	0.506
40	E2WC	1RA	M40	15.0	1 ¼"	25.6	1 ½"	22.0	31.2	27.9	40.4	1.6	2.0	55.0	60.5	90.0	50.8	68.3	M10	26	0.802
50S	E2WC	1RA	M50	15.0	1 ½"	26.1	2"	29.5	37.2	35.2	46.7	2.0	2.5	60.0	66.0	91.0	57.2	74.6	M12	43	0.883
50	E2WC	1RA	M50	15.0	2"	26.9	2 ½"	35.6	42.6	40.4	53.0	2.0	2.5	70.1	77.1	95.0	60.3	79.4	M12	43	1.038
63S	E2WC	1RA	M63	15.0	2"	26.9	2 ½"	40.1	48.5	45.6	59.4	2.0	2.5	75.0	82.5	102.0	70.0	90.5	M12	43	1.636
63	E2WC	1RA	M63	15.0	2 ½"	39.9	3"	47.2	54.2	54.6	65.8	2.0	2.5	80.0	88.0	104.0	70.0	90.5	M12	43	1.597
75S	E2WC	1RA	M75	15.0	2 ½"	39.9	3"	52.8	60.2	59.0	72.0	2.0	2.5	90.0	99.0	115.0	76.2	98.5	M12	43	2.310
75	E2WC	1RA	M75	15.0	3"	41.5	3 ½"	59.1	65.2	66.7	78.4	2.5	3.0	100.0	110.0	117.0	82.6	108.0	M12	43	2.717
90	E2WC	1RA	M90	24.0	3"	42.8	4"	66.6	77.1	76.2	90.3	3.15	4.0	114.3	125.7	147.0	95.3	127.1	M12	43	4.417
100	E2WC	1RA	M100	24.0	4"	44.0	5"	76.0	88.1	86.1	101.4	3.15	4.0	123.0	135.3	140.0	102.0	133.8	M12	43	4.820
115	E2WC	1RA	M115	24.0	4"	44.0	5"	86.0	94.1	101.5	110.2	3.15	4.0	133.4	146.7	162.0	95.3	127.1	M12	43	6.191
130	E2WC	1RA	M130	24.0	5"	46.8	6"	97.0	110.1	110.2	123.2	3.15	4.0	152.4	167.6	177.0	102.0	133.8	M12	43	8.539

\* Note : For material options please add the following suffix to change the ordering reference ; Brass (no suffix required), Nickel Plated Brass "S", Copper Free Aluminium "1"  
 For NPT options add the following digits to the material suffix; ½" = 31; ¾" = 32; 1" = 33; 1 ¼" = 34; 1 ½" = 35; 2" = 36; 2 ½" = 37; 3" = 38; 3 ½" = 39; 4" = 310 (Brass requires prefix '0')

Examples: 32E2WC1RA534 = Nickel Plated Brass 1 ¼" NPT, 50SE2WC1RA035 = Brass 1 ½" NPT, 20E2WC1RA5 = Nickel Plated Brass M20

Dimensions are displayed in millimetres unless otherwise stated