

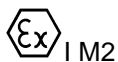


## EU Type Examination Certificate CML 18ATEX1325X Issue 1

- 1 Equipment intended for use in Potentially Explosive Atmospheres Directive 2014/34/EU
- 2 Equipment **Type PX\*\* Cable Glands**
- 3 Manufacturer **CMP Products Limited**
- 4 Address 36 Nelson Way, Nelson Park East,  
Cramlington,  
Northumberland NE23 1WH,  
United Kingdom
- 5 The equipment is specified in the description of this certificate and the documents to which it refers.
- 6 CML B.V., Chamber of Commerce No 6738671, Koopvaardijweg 32, 4906CV Oosterhout The Netherlands, Notified Body Number 2776, in accordance with Article 17 of Directive 2014/34/EU of the European Parliament and of the Council, dated 26 February 2014, certifies that this equipment has been found to comply with the Essential Health and Safety Requirements relating to the design and construction of equipment intended for use in potentially explosive atmospheres given in Annex II to the Directive.  
  
The examination and test results are recorded in the confidential reports listed in Section 12.
- 7 If an 'X' suffix appears after the certificate number, it indicates that the equipment is subject to conditions of safe use (affecting correct installation or safe use). These are specified in Section 14.
- 8 This EU Type Examination certificate relates only to the design and construction of the specified equipment or component. Further requirements of Directive 2014/34/EU Article 13 apply to the manufacture of the equipment or component and are separately certified.
- 9 Compliance with the Essential Health and Safety Requirements, with the exception of those listed in the confidential report, has been demonstrated through compliance with the following documents:

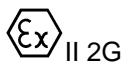
|                     |                 |                              |
|---------------------|-----------------|------------------------------|
| EN IEC 60079-0:2018 | EN 60079-1:2014 | EN IEC 60079-7:2015 +A1:2018 |
| EN 60079-31:2014    |                 |                              |

- 10 The equipment shall be marked with the following:



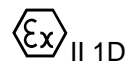
Ex eb I Mb\*

Ex db I Mb\*



Ex eb IIC Gb

Ex db IIC Gb



Ex ta IIIC Da

\*Aluminium alloy is not acceptable for Group I applications  
-60°C to 85°C



**CML 18ATEX1325X**  
**Issue 1**

## 11 Description

The PX Range of Barrier Cable Glands are designed for explosive atmospheres consisting of a male-threaded front entry component and fitted with a barrier tube forming a spigot/combination joint, which is intended to screw into an entry point of an associated enclosure. The barrier tube can be filled with either, a putty compound or RapidEx resin material, creating a flameproof barrier seal around the cable cores. An optional O-Ring may be fitted to the enclosure entry thread to provide improved ingress protection. This range is comprised of the PX2K, PXSS2K, PXRC, PXL, and PXB2K models, with a choice of variants; W, X, HC, VAR, PB, FF, COMBO and REX. See 'type designation code' flow chart on pages 5 and 6 for the model variant combinations and 'Design Options' for additional components specific to each model.

### Materials for manufacture

The PX\*\* Cable Gland ranges are manufactured in brass, aluminium, stainless steel, and mild steel. All brass manufactured component parts can be optionally nickel-plated. All mild steel manufactured components can be optionally zinc plated. Stainless steel cable glands may be fitted with nickel-plated brass internal components.

### Design Options

#### PX2K models

- **Standard:**  
Gland entry device generally as stated above, but, supplied with the putty compound only, for barrier tube filling. Clamping of the armour or braid/screen of a cable; achieved by a combination of the front entry item, the supplied armour or braid cone, and clamping ring when combined with the main body component. An outer seal nut, which consists of an elastomeric seal and nylon identification ferrule, threads onto the main body and creates an environmental seal between the gland and the cable outer sheath.
- **'W' variant:**  
As the PX2K model but is fitted with the armour cone only.
- **'X' variant:**  
As the PX2K model but is fitted with the braid cone only.
- **'REX' variant**  
As the PX2K model but is supplied with the RapidEx resin only, for barrier tube filling. Fitted with an additional resin dam component to retain the resin in the barrier tube while curing.
- **'PB' variant:**  
As the PX2K model but is fitted with an additional metallic continuity device for use with inner lead sheathed, S.W.A. strip armoured and braided cables. The continuity device is clamped between a spacer and cone (armour or braid). The spacer has two design options depending on barrier compound used; RapidEx resin ('REX' variant) or putty compound (standard option).
- **'VAR' variant:**  
As the PX2K model but is fitted with an additional metallic continuity device for use with Variable Speed Drive (VSD) / Variable Frequency Drive (VFD) cable and similar screened cables. Fitted with the standard armour cone with variant 'W' and fitted with a modified braid cone with variant 'X'.
- **'FF' variant:**  
As the PX2K model but fitted with an outer sealing ring suitable for use with flat form cables instead of the standard seal. Only available in sizes 20s and 20.



**CML 18ATEX1325X**  
**Issue 1**

### **PXB2KX models**

- **Standard:**  
As the PX2K model, excluding the main body, seal nut, seal, and ferrule; these components are replaced by a PXB2K armour nut, for braided cables without an outer sheath sealing function.
- **'REX'**  
As the PXB2K model but is supplied with the RapidEx resin only, for barrier tube filling. Fitted with an additional resin dam component to retain the resin while curing.

### **PXSS2K models**

- **Standard:**  
Gland entry device generally as stated above, but, supplied with the putty compound only, for barrier tube filling. Sealing of the unarmoured or braided/screened cable is via the outer seal nut, which consists of an elastomeric seal and nylon skid washer, threaded onto the main body and creates an environmental seal.
- **'REX' variant**  
As the PXSS2K model but is supplied with the RapidEx resin only, for barrier tube filling. Fitted with an additional resin dam component to retain the resin in the barrier tube while curing.
- **'HC' variant:**  
As the PXSS2K model but the seal nut is replaced with a hose connector seal nut.
- **'PB' variant:**  
As the PXSS2K model but fitted with an additional metallic continuity device for use with inner lead sheathed S.W.A. strip armoured and braided cables.
- **'VAR' variant:**  
As the PXSS2K model but is fitted with an additional metallic continuity device for use with Variable Speed Drive (VSD) / Variable Frequency Drive (VFD) and similar screened cables. The standard main body is replaced by an alternative design, which has an additional internal groove, machined to provide retention for the continuity device.
- **'FF' variant:**  
As the PXSS2K model but fitted with an outer sealing ring suitable for use with flat form cables instead of the standard seal. Only available in sizes 20s and 20.
- **'COMBO' variant:**  
As the PXSS2K model but fitted with an alternative main body designed to fit cables with a larger outer sheath diameter than the standard option permits. The size of the sealing nut assembly - nut, seal, and skid washer - depends on the diameter of the outer sheath of the cable required.

### **PXRC models**

- **Standard:**  
Gland entry device intended to terminate circular braided or unarmoured cables and individual cores into enclosures without compromising the explosion protection. Generally as stated above, but, supplied with the putty compound only, for barrier tube filling. A compression nut is threaded into the entry item retaining the compound tube and tube spacer, the coupler is retained via a circlip and provides, by way of a female thread, connection for rigid conduits, and, by way of a conduit fitting, flexible conduits.



**CML 18ATEX1325X  
Issue 1**

- 'M'  
As the PXRC standard model but the retained coupler provides connection for rigid conduits by way of a male thread, instead of a female thread.
- 'REX'  
As the PXRC / PXRCM models but is supplied with the RapidEx resin only, for barrier tube filling. Fitted with an additional resin dam component to retain the resin in the barrier tube while curing.

#### **PXFC models**

- Standard:  
Gland entry device intended to terminate circular braided or unarmoured cables and individual cores into enclosures without compromising the explosion protection. Generally as stated above, but, supplied with the putty compound only, for barrier tube filling. A compression nut is threaded into the entry item retaining the compound tube and tube spacer, the coupler is retained via a circlip and provides, by way of conduit thread, connection for flexible conduits only.
- 'REX'  
As the PXFC model but is supplied with the RapidEx resin only, for barrier tube filling. Fitted with an additional resin dam component to retain the resin while curing.

#### **PXLT models**

- Standard:  
Gland entry device generally as stated above, but, supplied with the putty compound only, for barrier tube filling. Intended to terminate circular braided or unarmoured cables and individual cores into enclosures without compromising the explosion protection. Clamping of the flexible conduit is achieved by a combination of the entry item assembly, tube spacer, conduit anchor, compression sleeve/olive, and compression nut. The compression sleeve/olive is bound to the conduit during assembly when the entry item and compression nut are tightened; thus providing an environmental seal onto the conduit outer sheath.
- 'REX'  
As the PXLT model but is supplied with the RapidEx resin only, for barrier tube filling. Fitted with an additional resin dam component to retain the resin while curing.

#### **Additional Design Options**

- The front entry component can be manufactured with a profiled groove to captivate an O-Ring seal, which locates on the mating face with the associated enclosure. This option having the gland type designation prefixed with the letter 'R'.
- Alternative entry component thread forms; Metric, ET (conduit), PG, BSPP, BSPT, ISO, NPT, and NPSM.
- Alternative material of manufacture of the ferrule and/or skid washer to be the same as the gland material, or nickel-plated brass.
- PXSS2K range can be fitted with the outer seal nut assembly from the PX2K range as an alternative.
- PX2K range glands can be fitted with the outer seal nut assembly from the PXSS2K range as an alternative.



**CML 18ATEX1325X  
Issue 1**

- PX2K, PX2KX, PX2KW, PXB2K, PXB2KX, and PXB2KW range glands can be fitted with armour cones with alternative diameters to allow for the clamping of smaller or larger armour wires, or braids.
- Cable glands can be supplied with larger entry threads than those detailed, provided the wall section is not compromised and IP protection is maintained at the interface.
- An alternative RapidEx resin formulation is available, where slower curing is required for use at higher ambient installation temperatures.
- Intermediate thread sizes are permitted, e.g. M28

**Type designation code:**

**PX Armoured / Braided Cables**

|               |   |
|---------------|---|
| <b>PX2K</b>   | Armoured cable gland with outer sheath sealing function.  |
| Blank VAR     | No additional option applied.<br>Fitted with an additional metallic continuity device for use with Variable Speed Drive (VSD) / Variable Frequency Drive (VFD) and similar screened cables. |
| Blank REX     | Supplied with epoxy putty sealing solution.<br>Supplied with RapidEx resin sealing solution.  |
| Blank FF      | No additional option applied.<br>Fitted with a seal suitable for use with flat form cables.   |
| Blank PB      | No additional option applied.<br>Fitted with an additional metallic continuity device for use with inner lead sheathed S.W.A., strip armoured and braided cables.                           |
| Blank W       | Supplied with both armour and braid cone options.   |
| Blank X       | Supplied with armour cone only.<br>Supplied with braid cone only.   |
| Blank R       | No additional option applied.<br>Additional profiled groove and O-Ring seal applied to the entry item.  |
| <b>PXB2KX</b> | Armoured cable gland without outer sheath sealing function, supplied with braid cone.   |
| Blank REX     | Supplied with epoxy putty sealing solution.<br>Supplied with RapidEx resin sealing solution.  |
| Blank R       | No additional option applied.<br>Additional profiled groove and O-Ring seal applied to the entry item.  |



CML 18ATEX1325X  
Issue 1

## PX Unarmoured Cables

|  |   |
|--|---|
| <p>__PXSS2K__</p> <ul style="list-style-type: none"><li>Blank VAR</li><li>Blank REX</li><li>Blank FF</li><li>Blank PB</li><li>Blank HC COMBO</li><li>Blank R</li></ul> | <p>Unarmoured cable gland.</p> <p>No additional option applied.<br/>Fitted with an additional metallic continuity device for use with Variable Speed Drive (VSD) / Variable Frequency Drive (VFD) and similar screened cables.</p> <p>Supplied with epoxy putty sealing solution.<br/>Supplied with RapidEx resin sealing solution.</p> <p>No additional option applied.<br/>Fitted with a seal suitable for use with flat form cables.</p> <p>No additional option applied.<br/>Fitted with an additional metallic continuity device for use with inner lead sheathed S.W.A., strip armoured and braided cables.</p> <p>No additional option applied.<br/>Replaces standard seal nut with a hose connector seal nut.<br/>Replaces main body and seal nut assembly with alternative design for cables with larger outer sheaths.</p> <p>No additional option applied.<br/>Additional profiled groove and O-Ring seal applied to the entry item.</p> |
| <p>__PXFC__</p> <ul style="list-style-type: none"><li>Blank REX</li><li>Blank R</li></ul>  | <p>Unarmoured cable gland with flexible conduit facility.</p> <p>Supplied with epoxy putty sealing solution.<br/>Supplied with RapidEx resin sealing solution.</p> <p>No additional option applied.<br/>Additional profiled groove and 'O-Ring seal applied to the entry item.</p>  |
| <p>__PXLT__</p> <ul style="list-style-type: none"><li>Blank REX</li><li>Blank R</li></ul>  | <p>Unarmoured cable gland with Liquid Tight outer seal onto flexible conduit sheath.</p> <p>Supplied with epoxy putty sealing solution.<br/>Supplied with RapidEx resin sealing solution.</p> <p>No additional option applied.<br/>Additional profiled groove and O-Ring seal applied to the entry item.</p>  |
| <p>__PXRC__</p> <ul style="list-style-type: none"><li>Blank M</li><li>Blank REX</li><li>Blank R</li></ul>  | <p>Unarmoured cable gland with rigid and flexible conduit connection facility.</p> <p>Supplied with female rear thread.<br/>Supplied with male rear thread.</p> <p>Supplied with epoxy putty sealing solution.<br/>Supplied with RapidEx resin sealing solution.</p> <p>No additional option applied.<br/>Additional profiled groove and O-Ring seal applied to the entry item.</p>   |



**CML 18ATEX1325X  
Issue 1**

| Gland size | Entry thread | Max no. of cores (RAPIDEX) | Max. no. of cores (EP2122) | Max Ø over cores (mm) | SWA (mm) |      | SWA, STA, Strip armour, pliable wire armour <sup>1</sup> & wire braid (mm) |     | PXSS2K <sup>2</sup> outer seal sheath range Ø (mm) |      | PX <sup>**2</sup> outer seal sheath range Ø (mm) |       |
|------------|--------------|----------------------------|----------------------------|-----------------------|----------|------|--|-----|--|------|--|-------|
|            |              |                            |                            |                       | Min      | Max  | Min  | Max | Min  | Max  | Min  | Max   |
| 20s/16     | M20 x 1.5    | 21                         | 21                         | 11.7                  | 0.8      | 1.25 | 0.3  | 1.0 | 3.1  | 8.6  | 6.1  | 13.1  |
| 20s        | M20 x 1.5    | 21                         | 21                         | 11.7                  | 0.8      | 1.25 | 0.3  | 1.0 | 6.1  | 11.7 | 9.5  | 15.9  |
| 20         | M20 x 1.5    | 21                         | 21                         | 12.6                  | 0.8      | 1.25 | 0.4  | 1.0 | 6.5  | 14.0 | 12.5   | 20.9  |
| 20L        | M20 x 1.5    | 21                         | 21                         | 12.6                  | 0.8      | 1.25 | 0.4  | 1.0 | 10.0   | 15.9 | N/A  | N/A   |
| 25s        | M25 x 1.5    | 30                         | 30                         | 17.5                  | 1.25     | 1.6  | 0.4  | 1.2 | NA   | NA   | 14.0   | 22.0  |
| 25         | M25 x 1.5    | 30                         | 30                         | 17.5                  | 1.25     | 1.6  | 0.4  | 1.2 | 11.1   | 20.0 | 18.2   | 26.2  |
| 32         | M32 x 1.5    | 50                         | 38                         | 23.6                  | 1.6      | 2.0  | 0.4  | 1.2 | 17.0   | 26.3 | 23.7   | 33.9  |
| 32L        | M32 x 1.5    | 50                         | 38                         | 23.6                  | 1.6      | 2.0  | 0.4  | 1.2 | 20.0   | 27.4 | N/A  | N/A   |
| 40         | M40 x 1.5    | 59                         | 59                         | 30.0                  | 1.6      | 2.0  | 0.4  | 1.6 | 22.0   | 32.1 | 27.9   | 40.4  |
| 50s        | M50 x 1.5    | 89                         | 89                         | 36.6                  | 2.0      | 2.5  | 0.4  | 1.6 | 29.5   | 38.2 | 35.2   | 46.7  |
| 50         | M50 x 1.5    | 115                        | 115                        | 41.0                  | 2.0      | 2.5  | 0.6  | 1.6 | 35.6   | 44.0 | 40.4   | 53.0  |
| 63s        | M63 x 1.5    | 115                        | 115                        | 47.9                  | 2.0      | 2.5  | 0.6  | 1.6 | 40.1   | 49.9 | 45.6   | 59.4  |
| 63         | M63 x 1.5    | 115                        | 115                        | 53.7                  | 2.0      | 2.5  | 0.6  | 1.6 | 47.2   | 55.9 | 54.6   | 65.8  |
| 75s        | M75 x 1.5    | 140                        | 140                        | 59.9                  | 2.0      | 2.5  | 0.6  | 1.6 | 52.8   | 61.9 | 59.0   | 72.0  |
| 75         | M75 x 1.5    | 140                        | 140                        | 64.3                  | 2.5      | 3.15 | 0.6  | 1.6 | 59.1   | 67.9 | 66.7   | 78.4  |
| 90         | M90 x 2.0    | 140                        | 140                        | 75.3                  | 3.15     | 4.0  | 0.8  | 1.6 | 66.6   | 79.4 | 76.2   | 90.3  |
| 100        | M100 x 2.0   | 200                        | 200                        | 83.6                  | 3.15     | 4.0  | 0.8  | 1.6 | 76.0   | 90.9 | 86.1   | 101.4 |

<sup>1</sup> '2KX' and '2K' variants; see below.

<sup>2</sup> Not PXRC variant.

PX\*\*-FF in these sizes only.

| Gland size | Entry thread | Entry thread 'B' version | PXSS2K seal sheath range (mm) |            | Other PX* seal sheath range (mm) |           |
|------------|--------------|--------------------------|-------------------------------|------------|----------------------------------|-----------|
|            |              |                          | Min                           | Max        | Min                              | Max       |
| 20s        | M20 x 1.5    | M25 x 1.5                | 4.0 x 6.2                     | 6.8 x 11.7 | 20s                              | M20 x 1.5 |
| 20         | M20 x 1.5    | M25 x 1.5                | 5.7 x 8.0                     | 8.7 x 13.5 | 20                               | M20 x 1.5 |

PXLT in these sizes only.

| Gland size | Entry thread | Max No. of cores | Max dia over cores (mm) |
|------------|--------------|------------------|-------------------------|
| 20         | M20 x 1.5    | 21               | 12.6                    |
| 25         | M25 x 1.5    | 30               | 17.5                    |
| 32         | M32 x 1.5    | 50               | 23.6                    |
| 40         | M40 x 1.5    | 59               | 30.0                    |
| 50         | M50 x 1.5    | 89               | 41.0                    |
| 63         | M63 x 1.5    | 115              | 53.7                    |

The PXFC-LTPB range of barrier cable glands is intended for anchoring flexible braided conduit and terminating braided or unarmoured cable.



**CML 18ATEX1325X**  
**Issue 1**

## Variation 1

This variation introduced the following changes:

- i. Dimensional changes to part piece drawings.
- ii. Non-technical corrections to clarify product description.
- iii. Review and update against the latest technical standards.
- iv. To recognise a change to the manufacturer's address.
- v. To include reference to R12922A/00 as associated report.

## 12 Certificate history and evaluation reports

| Issue | Date        | Associated report                      | Notes                       |
|-------|-------------|--|-----------------------------|
| 0     | 29 Mar 2019 | R12060F/00                             | Issue of prime certificate. |
| 1     | 02 Jun 2021 | R13114A/00<br>R13114B/00<br>R12922A/00 | Introduction of Variation 1 |

Note: Drawings that describe the equipment or component are listed in the Annex.

## 13 Conditions of Manufacture

The following conditions are required of the manufacturing process for compliance with the certification.

- i. Where the product incorporates certified parts or safety critical components the manufacturer shall ensure that any changes to those parts or components do not affect the compliance of the certified product that is the subject of this certificate.

## 14 Specific Conditions of Use (Special Conditions)

The following conditions relate to safe installation and/or use of the equipment.

- i. The glands when used for terminating braided cables are only suitable for fixed installations.
- ii. Cables must be effectively clamped to prevent pulling or twisting. The PXB2K, PXB2KX and PXB2KW glands are to be protected from hydraulic fluids, oils, and greases when applied for Group I use.
- iii. When assembled for fitting to flexible conduit, the conduit shall be effectively clamped to prevent twisting and pulling.
- iv. The PX range of cable glands with entry threads smaller than a M25 (or equivalent) size shall not be used for Group I, EPL Mb applications where there is a 'high' risk of mechanical damage.



## Certificate Annex

**Certificate Number** CML 18ATEX1325X  
**Equipment** Type PX\*\* Cable Gland  
**Manufacturer** CMP Products Limited



The following documents describe the equipment or component defined in this certificate:

### Issue 0

| Drawing No | Sheets | Rev | Approved date | Title   |
|------------|--------|-----|---------------|---|
| GA207      | 1 of 1 | 04  | 29/03/2019    | PXFC-LT GA  |
| GA352      | 1 of 1 | 02  | 29/03/2019    | PX2K, PX2KW, PX2KX General Arrangement            |
| GA353      | 1 of 1 | 02  | 29/03/2019    | PXRC GA Drawing                                   |
| GA354      | 1 to 2 | 02  | 29/03/2019    | PXSS2K, PXSS2K Combination Gland and PXSS2K-HC GA |
| SCH0322    | 1 of 1 | 02  | 29/03/2019    | Outer seal details                                |
| SCH0327    | 1 of 1 | 01  | 29/03/2019    | PX & PXSS2K Entry item details                    |
| SCH0388    | 1 of 1 | 00  | 29/03/2019    | Resin diaphragm seal                              |
| SCH0395    | 1 of 1 | 02  | 29/03/2019    | TMCX compound tubes – NPT                         |
| SCH0396    | 1 of 1 | 02  | 29/03/2019    | TMCX compound tubes – Metric                      |

### Issue 1

| Drawing No | Sheets | Rev | Approved date | Title   |
|------------|--------|-----|---------------|---|
| GA2096     | 1 of 1 | 00  | 02 Jun 2021   | PX Range GA                                   |
| GA2097     | 1 of 1 | 00  | 02 Jun 2021   | PXSS2K Range GA                               |
| GA2098     | 1 of 1 | 00  | 02 Jun 2021   | PXRC / PXFC Range GA                          |
| GA2099     | 1 of 1 | 00  | 02 Jun 2021   | PXLT Range GA                                 |
| GA2193     | 1 of 1 | 00  | 02 Jun 2021   | P-Series GA Notes                             |
| SCH0452    | 1 of 1 | 01  | 02 Jun 2021   | PXSS2K Combination Main Item                  |
| SCH0453    | 1 of 1 | 01  | 02 Jun 2021   | PXRC / A2RC & PXFC / A2FC Coupler             |
| SCH0465    | 1 of 1 | 01  | 02 Jun 2021   | PXLT Compression Nut                          |
| SCH0538    | 1 to 2 | 00  | 02 Jun 2021   | PX2K / C2K Series Entry Item - Metric and NPT |
| SCH0539    | 1 to 2 | 00  | 02 Jun 2021   | PXSS2K / PXRC Entry Item - Metric and NPT     |
| SCH0542    | 1 of 1 | 00  | 02 Jun 2021   | Sleeve  |
| SCH0543    | 1 of 1 | 00  | 02 Jun 2021   | Tube Spacer - PXSS2K                          |
| SCH0544    | 1 of 1 | 00  | 02 Jun 2021   | PXSS2K Main Item                              |
| SCH0548    | 1 of 1 | 00  | 02 Jun 2021   | PX2K / C2K Body                               |
| SCH0549    | 1 to 2 | 00  | 02 Jun 2021   | PXRC / PXLT Tube Spacer                       |

## Certificate Annex

**Certificate Number** CML 18ATEX1325X  
**Equipment** Type PX\*\* Cable Gland  
**Manufacturer** CMP Products Limited



|         |        |    |             |   |
|---------|--------|----|-------------|---|
| SCH0551 | 1 of 1 | 00 | 02 Jun 2021 | Washer  |
| SCH0552 | 1 of 1 | 00 | 02 Jun 2021 | A2 Seal   |
| SCH0555 | 1 of 1 | 00 | 02 Jun 2021 | Outer Seal  |
| SCH0556 | 1 of 1 | 00 | 02 Jun 2021 | Ferrule   |
| SCH0557 | 1 of 1 | 00 | 02 Jun 2021 | Outer Seal Nut                                      |
| SCH0558 | 1 to 2 | 00 | 02 Jun 2021 | PXSS2K Outer Seal Nut & HC Option<br>Outer Seal Nut |
| SCH0559 | 1 of 1 | 00 | 02 Jun 2021 | A2RC / PXRC Compression Nut                         |
| SCH0560 | 1 of 1 | 00 | 02 Jun 2021 | PX2K / C2KX & C2KW Cone                             |
| SCH0562 | 1 of 1 | 00 | 02 Jun 2021 | PXLT Compression Sleeve                             |
| SCH0568 | 1 of 1 | 00 | 02 Jun 2021 | PXLT Conduit Anchor                                 |
| SCH0569 | 1 to 2 | 00 | 02 Jun 2021 | PXLT Entry Item - Metric and NPT                    |
| SCH0570 | 1 of 1 | 00 | 02 Jun 2021 | PX2KPB / C2KPB Armour and Braid<br>Cone             |
| SCH0571 | 1 to 2 | 00 | 02 Jun 2021 | PX2KPB Resin and Putty Tube Spacers                 |
| SCH0572 | 1 of 1 | 00 | 02 Jun 2021 | B2KX/PXB2KX Armour Nut                              |